





Vitrified Wheels For Steel Applications *continued*



TIER: **BEST** **NORTON SG** **BETTER** **32A**
 TRADENAME: **NORTON SG** **32A**
 ABRASIVE: Ceramic Alumina Aluminum Oxide

GOOD **38A**
 Aluminum Oxide

SIZE (D x T x H)	MAX. RPM	MIN./STD. PKG.	SPEC.	PART #	SPEC.	PART #	MIN./STD. PKG.	SPEC.	PART #
Type 11 Flaring Cup 									
3/2-1/4 x 1-1/4 x 3/4	7,640	1/10			32A60-JVBE	662435 29183	1/10	38A60-JVBE	662435 29197
Rim 1/4" Back 3/8"	7,640	1/10			32A60-KVBE	662435 29187			
Face Z (ME21560)									
3-1/2/2-3/4 x 1-1/2 x 1-1/4	7,640	1/10			32A60-KVBE	662435 29358			
Rim 1/4" Back 3/8"									
Face Z (ME24327)									
4/3 x 1-1/2 x 1-1/4	5,730	1/5	5SG46-IVSP	662435 30127	32A46-IVBE	662435 30240	1/10	38A46-KVBE	662435 30378
Rim 1/4" Back 1/2"	5,730	1/5	5SG46-KVS	662435 03342	32A46-KVBE	662435 30246	1/10	38A60-JVBE	662435 30387
Face Z (ME19237)	5,730	1/5			32A60-JVBE	662435 30256	1/10	38A60-KVBE	662435 30390
	5,730	1/5	5SG60-JVS	662435 30415	32A60-KVBE	662435 30361	1/10	38A80-JVBE	662435 30393
	5,730	1/5					1/10	38A80-KVBE	662435 30395
	5,730	1/5	5SG60-LVS	662435 30417	32A80-KVBE	662435 30368			
	5,730	1/5	5SG80-JVS	662435 30419					
4-1/2/3-3/4 x 2 x 1-1/4	5,730	1/5			32A46-KVBE	662528 30539			
Rim 1/4"									
Back 1/2"(ME20115)									
5/3-3/4 x 1-3/4 x 1-1/4	4,585	1/5	5SG46-KVS	662528 03291	32A46-JVBE	662528 30858	1/5	38A46-KVBE	662528 30971
Rim 1/4" Back 1/2"	4,585	1/5	5SG60-KVS	662528 30737	32A46-KVBE	662528 30859	1/5	38A60-JVBE	662528 30973
Face Z (ME21563)	4,585	1/5					1/5	38A60-KVBE	662528 30975
	4,585	1/5	5SG60-LVS	662528 30736	32A60-JVBE	662528 30962			
	4,585	1/5			32A60-KVBE	662528 30964			
6/4-1/2 x 2 x 1-1/4	3,820	1/5			32A46-JVBE	662528 38491	1/5	38A46-KVBE	662528 38495
Rim 3/8" Back 1/2"	3,820	1/5			32A46-KVBE	662528 38528	1/5	38A60-KVBE	662528 38497
Face Z (ME19241)	3,820	1/5			32A60-JVBE	662528 38492			
7/5 x 2 x 1-1/4	3,275	1/8			32A46-JVBE	662529 42959	1/8	38A46-HVBE	662529 42963
Rim 3/4" Back 1/2"									
(ME19242)									
Type 12 Dish 									
4 x 1/2 x 3/4 (ME19226)	6,207	1/10			32A60-KVBE	662435 30067			
6 x 1/2 x 1-1/4 (ME19229)	4,140	1/10	5SG60-LVS	662528 36574	32A46-JVBE	662528 36860	1/10	38A60-JVBE	662528 36977
	4,140	1/10			32A60-JVBE	662528 36966			
6 x 3/4 x 1-1/4 (ME19230)	4,140	1/10	5SG60-KVS	662528 37771	32A46-KVBE	662528 37732			
	4,140	1/10			32A60-JVBE	662528 37734			
	4,140	1/10			32A60-KVBE	662528 37735			
7 x 1/2 x 1-1/4 (ME13717)	3,600	1/10			32A46-KVBE	662529 41644			
	3,600	1/10			32A60-KVBE	662529 41647			
8 x 3/4 x 1-1/4 (ME19231)	3,600						1/10	38A60-KVBE	662530 44319
10 x 1 x 1 (ME38702)	2,485	1			32A54-JVBE	662531 61196			
10 x 1 x 1-1/4 (ME38702)	2,485	1			32A54-JVBE	662531 61197			
Type 20 Concave One Side 									
14 x 1-1/2 x 5	1,800	1	5SG60-JVS	662533 02265	32A60-JVBE	662533 64250			
Concave from Periphery	1,800	1			32A60-KVBE	662533 64332			
1/2" Deep to 8" Flat Spot									
Type 35 Plate Mounted Disc 									
9 x 2 x 4-15/16	2,550	1			32A46-MVBE	662530 49115			
Rim 2-1/32" (ME31130)	2,550	1			32A60-J25VCF2	662530 06557			
Plate A47248	2,550	1			32A70-JVBEP	662530 49112			

If you don't see the toolroom wheel you need in our stock listing contact your Norton rep for made-to-order availability including wheels made with our revolutionary new premium Quantum Prime ceramic and Vitrium³ bond wheels.